600282.SH

75 4 803

75 4 803

316

316

“ ”

16

16

55.2482%

.....

.....

.....

.....

.....

.....

.....

.....

.....

6 .....

.....

.....

.....

/ / /		
/		
/		
		00267.HK
/		55.2482% 59.10%
/		
/		
16		16 ——
		2024 4
/		/
A		

	75 4 803
	30,000
	91320100MADATJG95H
	2024 2 26
	2024 2 26
	100%
	75 4 803
	0510-80673358

	316
	33,983
	91420000757045833Q
	1985 10 3
	1985 10 3 2054 10 14

	100%
	,
	316
	0714-6297888

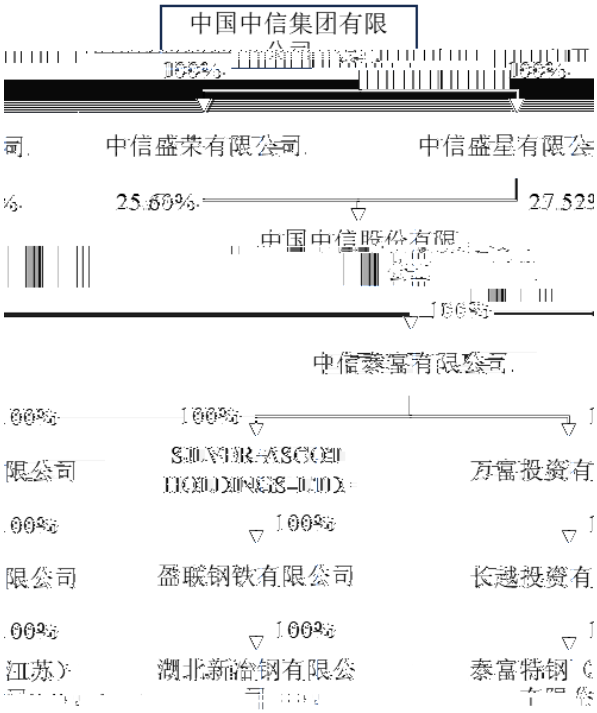

100%

	IPSON INVESTMENTS LIMITED

	1167386
	2007 9 14
	32/F, CITIC TOWER, 1 TIM MAY AVENUE, CENTRAL, HK

	9110000010168558XU
	20,531,147.635903
	1982 9 15
	10 1 89-102
	10 1 89-102
	100020
	1982 9 15
	010-64661710

	YAN LINK STEEL COMPANY LIMITED
	1167380
	2007 9 14
	32/F, CITIC TOWER, 1 TIM MEI AVENUE, CENTRAL, HK

“ ” “

” “

” “ 1 ”

1		100,000	50.00%	

1		38,171,040	53.12%	
2		248,000	100.00%	
3		5,250	100.00%	
4		23,000	70.00%	
5		50,000	100.00%	
6		70,423	71.00%	
7		448,197	100.00%	
8		65,800	100.00%	
9		15,000	100.00%	
10		4	100.00%	
11		20,000	100.00%	
12		105,000	100.00%	
13		162,400	100.00%	
14		100,000	100.00%	
15		50,000	100.00%	
16		71,345	100.00%	
17		15	100.00%	
18		1,000	100.00%	
19		280,000	100.00%	
20		541,438.667	31.67%	

2024 2 26

2024 2 26

	2023/12/31	2022/12/31	2021/12/31
	976,663.83	1,083,682.68	1,037,314.57
	203.97	107,159.14	122,491.45
	976,459.86	976,523.54	914,823.12
	0.02%	9.89%	11.81%
	2023	**2022**	**2021**
	-	278,261.60	-
	-63.67	253,727.35	8,075.16
	-63.67	239,700.42	8,075.16
	-0.01%	25.35%	0.89%

2021-2023

	2023/12/31	2022/12/31	2021/12/31
	9,828,017.46	505,138.03	610,162.57
	6,717,521.98	7,764.83	24,273.53
	3,110,495.47	497,373.21	585,889.04
	515,183.18	497,373.21	585,889.04
	68.35%	1.54%	3.98%
	2023	**2022**	**2021**
	527,722.84	146,899.90	311,594.78
	28,661.57	54,349.55	45,769.96
	31,390.78	51,499.86	44,794.36

	17,205.60	51,499.86	44,794.36
	3.40%	9.51%	7.95%

5%

1		00267.HK	53.12%	27.52% 25.60%
2		601998.SH 00998.HK	68.70%	67.05% 1.65%
3		600030.SH 06030.HK	19.84%	19.84%
4		601608.SH	67.27%	60.49% 4.52% 2.26%
5		000099.SZ	38.71%	30.18% 8.45% 0.08%

6		300788.SZ	73.50%	62.70% 10.80%
7		01205.HK	59.50%	Keentech Group Ltd. 49.57% 9.55% Fortune Class Investments Limited 0.38%
8		01883.HK	57.55%	Ease Action Investments Corp. 33.56% Silver Log Holdings Ltd 16.52% 3.83% Richtone Enterprises Inc. 3.64%
9	1	000708.SZ	83.85%	75.05% 4.53% 4.26%
10		601061.SH	89.77%	89.71% 0.06%
11		000998.SZ	17.36%	16.54% 0.82%
12		00688.HK	10.01%	Complete Noble Investments Limited
13		00500.HK	25.28%	Easy Flow Investments Limited
14	Ivanhoe Mines Ltd.	IVN.TSX IVPAF.OTCQX	24.81%	
15	Alumina Limited	AWC.ASX AWC.OTC	18.92%	CITIC Resources Australia Pty Limited 9.61% Bestbuy Overseas Co Ltd 7.94% 1.37%
16		02799.HK	26.46%	
17		601212.SH	33.03%	30.39% 2.64%

18		600084.SH	44.93%	
19		000839.SZ	36.44%	
20		000665.SZ	6.72%	

1

2

5%

	4,893,479.66	67.05% 1.65%
	1,482,054.68	19.84%
	1,127,600.00	100%
	250,000.00	5.00%
	236,000.00	50.00%
	150,000.00	20%

3.66%

12

1

2

3

55.2482% 100%

59.10%

3.66%

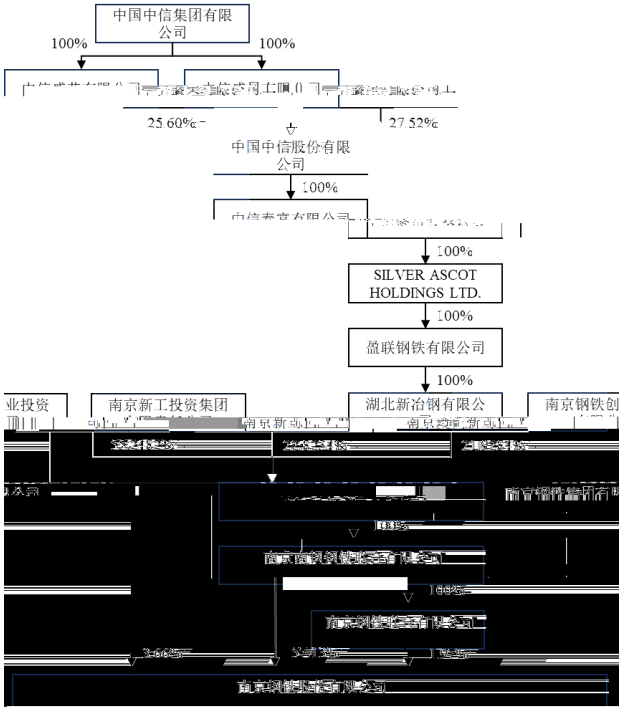

3.66%

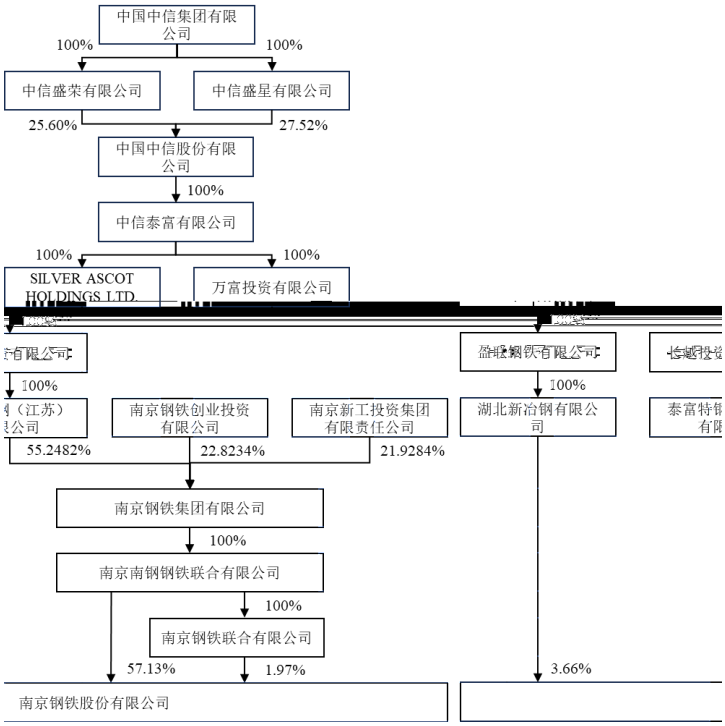

55.2482% 55.2482%

59.10%

3.66%

2024 6 17

“ “

55.2482% 1,325,432,691

13,580,000,000 “ ”

1.1

239,905.2691

1.2 1,325,432,691

13,580,000,000 1,325,432,691

2.1 13,600,000,000

2.2 2.1

2.3

2.4

2.5

3.1

3.2

55.2482%

55.2482% 13,600,000,000

“

……”

55.2482%

59.10%

“ ” “

”

“ ”

“ ”

2023 12

31

“

”

12

12

12

12

“

”

“ 1

2

3

4

”

“ 1

2

2024 1 19 6

3

4

5

”

“ 1

2

3

4

”

“ 1

2

6

3

4

5

”

“

”

“ 1

2

3

4

”

24

http://www.sse.com.cn/ “ ”

24

3,000

5%

24

5

24

24

6

2023 12 2024

1 6

6

		2024/03/29		42,800	0

“

”

“

”

6

2024 2 26

2021 2022

2023

2021 12

31 2022 12 31 2023 12 31 2021

2022 2023

	2023 12 31	2022 12 31	2021 12 31
	5,230,118,610	5,230,118,610	5,230,118,610
	5,230,118,610	**5,230,118,610**	**5,230,118,610**
	39,688,640	39,882,151	3,104,978,349
	4,496,773,065	5,566,773,196	2,038,014,231
	58,004	52,797	34,501
	4,536,519,709	**5,606,708,144**	**5,143,027,081**
	9,766,638,319	**10,836,826,754**	**10,373,145,691**
	2,032,012	1,071,583,699	1,071,774,474

	2023 12 31	2022 12 31	2021 12 31
	7,689	7,689	7,538
	-	-	153,132,520
	2,039,701	**1,071,591,388**	**1,224,914,532**
	2,039,701	**1,071,591,388**	**1,224,914,532**
	4,534,480,008	**4,535,116,756**	**3,918,112,549**
	9,764,598,618	**9,765,235,366**	**9,148,231,159**
	1	1	1
	9,764,598,617	9,765,235,365	9,148,231,158
	9,764,598,618	**9,765,235,366**	**9,148,231,159**

	2023	2022	2021
	-	**2,782,616,000**	-
	5,958	19,520	4
	-	-	

-164,462

	2023	2022	2021
	-478,244	**-492,472**	**-472,090**
	-	151	148

-478,244

31 2023 12 31 2021 2022 2023

	2023 12 31	2022 12 31	2021 12 31
	11,264,340,468.95	340,572,287.06	1,661,504,412.10
	3,895,105,620.88	-	-
	96,290,330.00	-	-
	3,601,403,755.38	54,756,606.33	85,646,724.86
	3,368,512,319.74	2,412,444.37	174,948,180.52
	1,819,044,927.88	93,364,469.58	144,677,271.67
	1,673,756,391.67	33,977,131.59	38,032,242.23
	1,919,982,752.70	757,191.05	931,191.05
	11,213,052,955.59	229,451.33	102,745,932.47
	576,243,998.42	5,566,066.80	5,192,684.80
	1,532,431,751.36	4,030,167.66	55,000,706.98
	40,960,165,272.57	**535,665,815.77**	**2,268,679,346.68**
	2,605,016,459.83	2,150,876,300.00	1,700,876,300.00
	2,849,203,516.89	2,310,002,712.93	2,062,401,513.20
	1,630,745,984.55	-	-
	434,652,716.95	-	-
	133,295,651.78	-	-
	30,562,604,668.64	33,671,860.87	35,788,363.88
	5,259,931,491.63	-	-
	187,234,583.57	-	-
	11,019,381,337.47	660,046.27	680,780.60
	281,499,867.44	-	-
	83,253,075.47	-	-

	2023 12 31	2022 12 31	2021 12 31
	980,493,240.16	4,542,332.40	17,238,148.39
	1,292,696,703.17	15,961,256.00	15,961,256.00
	57,320,009,297.55	**4,515,714,508.47**	**3,832,946,362.07**
	98,280,174,570.12	**5,051,380,324.24**	**6,101,625,708.75**
	15,420,224,364.86	-	-
	156,428.80	-	-
	4,925,932,617.23	-	-
	6,668,658,035.91	17,406,921.37	116,407,961.55
	5,730,039,317.13	11,202,325.51	57,320,624.58
	704,430,817.24	4,758,568.45	6,898,732.42
	655,763,846.00	16,082,024.61	438,186.19
	3,049,162,634.39	27,056,814.26	52,445,971.47
	2,463,611,236.42	-	-
	2,862,183,107.69	1,141,615.91	7,223,812.76
	42,480,162,405.67	**77,648,270.11**	**240,735,288.97**
	16,841,251,137.19	-	-
	132,751,050.32	-	-
	4,747,520,590.28	-	-
	256,625,507.13	-	-
	796,369,501.01	-	2,000,000.00
	1,920,539,636.02	-	-
	24,695,057,421.95	**-**	**2,000,000.00**
	67,175,219,827.62	**77,648,270.11**	**242,735,288.97**
	2,673,564,420.80	2,673,564,420.80	2,673,564,420.80
	-235,872,182.29	-224,045,082.52	-224,045,082.52
	17,925,661.38	54,875.62	211,845.79
	244,467,393.80	231,960,689.74	180,460,379.15
	2,451,746,477.90	2,292,197,150.49	3,228,698,856.56

	2023 12 31	2022 12 31	2021 12 31
	5,151,831,771.59	**4,973,732,054.13**	**5,858,890,419.78**
	25,953,122,970.91	-	-
	31,104,954,742.50	**4,973,732,054.13**	**5,858,890,419.78**
	98,280,174,570.12	**5,051,380,324.24**	**6,101,625,708.75**

	2023	2022	2021
	5,277,228,399.24	**1,468,999,046.93**	**3,115,947,839.27**
	4,570,251,875.02	1,436,594,224.35	3,134,783,645.85
	60,363,382.70	1,130,968.44	1,501,190.18
	52,796,534.36	16,622,615.18	20,177,846.03
	156,102,514.83	8,194,945.61	6,815,940.79
	230,825,515.17	-	-
	321,598,883.63	-3,682,854.91	-33,445,646.26
	354,146,215.39	-	4,793,555.56
	59,121,055.61	6,645,454.68	62,195,612.48
	155,439,571.01	2,554,701.65	4,308,803.75
(“-”)	342,245,671.28	512,143,465.93	445,374,038.99
(“ - ”)	8,709,555.74	-	-
(“-”)	-70,999,218.47	2,102,503.70	2,271,649.65
(“-”)	-57,661,638.66	-16,568.08	-1,183,120.95
(“-”)	-1,261.04	-	9,537,201.30

	2023	2022	2021
	313,907,771.55	**514,998,604.52**	**447,943,649.80**
1.	172,056,031.47	514,998,604.52	447,943,649.80
2.	141,851,740.08	-	-
	32,346,367.41	**-156,970.17**	**211,845.79**
	346,254,138.96	**514,841,634.35**	**448,155,495.59**
1.	189,926,817.23	514,841,634.35	448,155,495.59
2.	156,327,321.73	-	-

	2023	2022	2021
	6,293,325,170.54	1,787,224,650.79	3,768,767,219.61
	-	43,176,066.01	90,483,369.13
	129,788,368.60	51,281,981.24	1,466,931,630.15
	6,423,113,539.14	**1,881,682,698.04**	**5,326,182,218.89**
	4,746,554,659.17	1,487,759,346.09	3,454,353,109.96
	800,963,509.46	20,552,745.81	19,312,211.26
	300,680,984.77	76,406,932.23	5,794,341.77
	173,816,751.58	60,614,260.77	15,376,094.06
	6,022,015,904.98	**1,645,333,284.90**	**3,494,835,757.05**
	401,097,634.16	**236,349,413.14**	**1,831,346,461.84**
	501,050,085.84	-	-
	160,595,682.07	191,535,769.44	237,095,047.85
	112,596,924.51	-	485,301.50

	2023	2022	2021
	21,458,007.03	1,133,652,328.16	2,000,000,000.00
	795,700,699.45	**1,325,188,097.60**	**2,237,580,349.35**
	335,618,574.97	3,770,800.00	6,551,774.65
	27,879,052.90	-	-
	6,513,327,774.78	-	-
	95,619,353.46	1,550,000,000.00	2,900,876,300.00
	6,972,444,756.11	**1,553,770,800.00**	**2,907,428,074.65**
	-6,176,744,056.66	**-228,582,702.40**	**-669,847,725.30**
	16,115,944,423.56	-	-
	753,216,868.43	-	-
	16,869,161,291.99	-	-
	5,438,618,388.96	-	400,000,000.00
	234,459,768.09	1,330,000,000.00	5,117,444.44
	127,718,283.71	-	-
	5,800,796,440.76	**1,330,000,000.00**	**405,117,444.44**
	11,068,364,851.23	**-1,330,000,000.00**	**-405,117,444.44**
	32,782,672.55	**1,301,164.22**	**-22,400,352.11**
	5,325,501,101.28	**-1,320,932,125.04**	**733,980,939.99**
	340,572,287.06	1,661,504,412.10	927,523,472.11
	5,666,073,388.34	**340,572,287.06**	**1,661,504,412.10**

“ ” “

”

24

6

6

			600282.SH
			75 4 803
	√ □		√ □
	□ √		□ √
5%	□ √		□ √
	□ √ □ √ □ □ □ □ □		
	A 3,643,587,084 59.10%		
	√ □		
	□ √		
	□ √		

12	□ √
6	□ √
	□ √
	√ □
	√ □
	√ □
	√ □
	□ √